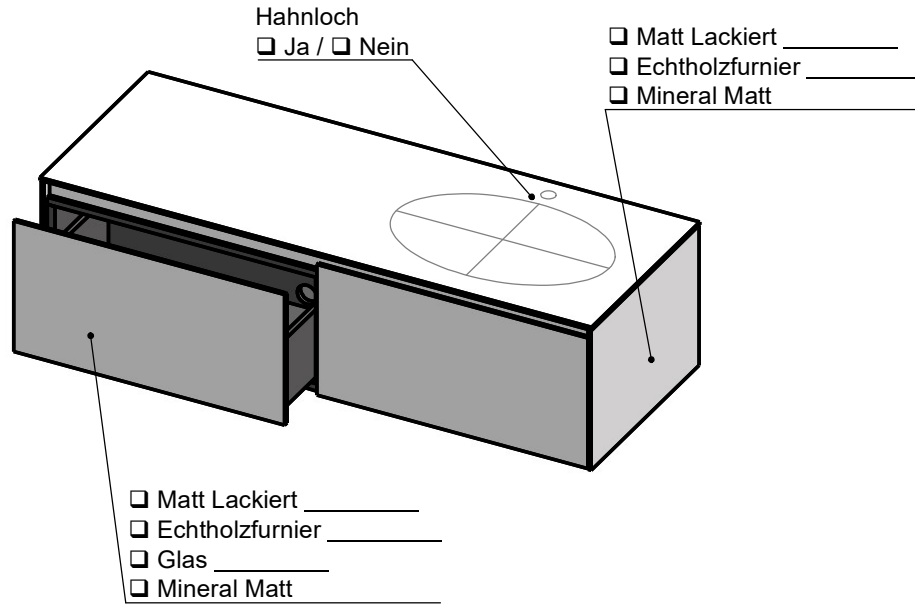
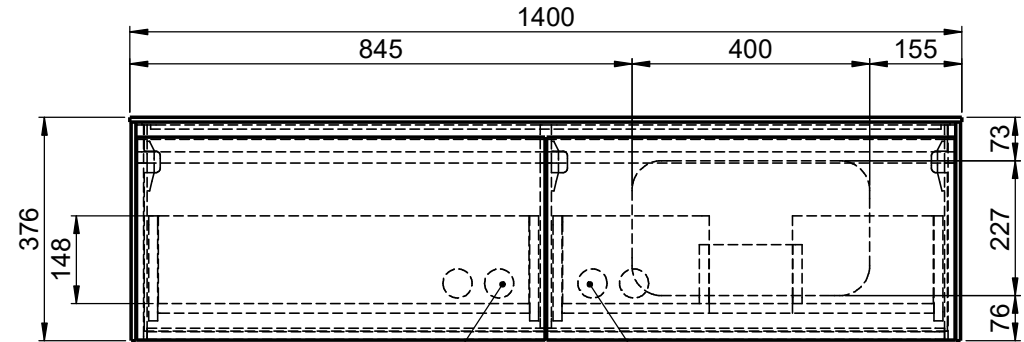
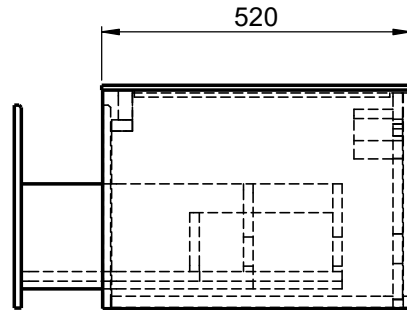


Waschplatz M2 / M2S-2-1453DX



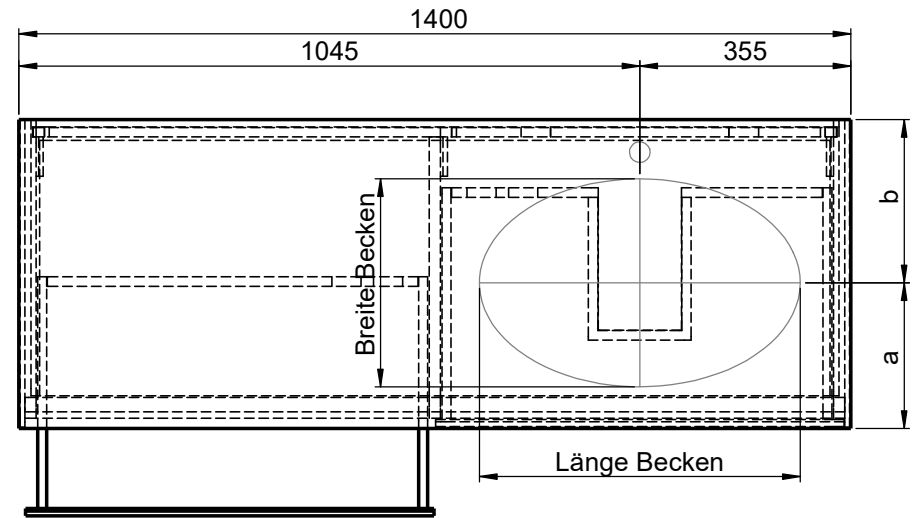
Hahnloch
 Ja / Nein

- Matt Lackiert _____
- Echtholz furnier _____
- Mineral Matt _____

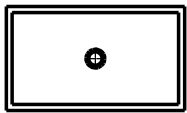
- Matt Lackiert _____
- Echtholz furnier _____
- Glas _____
- Mineral Matt _____

Doppelsteckdose
 Ja / Nein

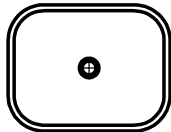
Doppelsteckdose
 Ja / Nein



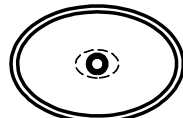
Becken zur Auswahl:



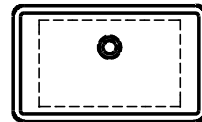
D80913
 560x310x120mm
 a=240mm / b=280mm



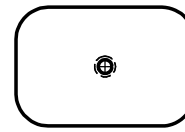
Curve II - Z795-4
 500x300x120mm
 a=235mm / b=285mm



Epona - D883
 540x350x120mm
 a=245mm / b=275mm



ERA-B1
 600x340x100mm
 a=245mm / b=275mm



FOV-DO
 600x400x100mm
 a=250mm / b=270mm

Wenn nicht anders definiert:
 Bemassungen sind in Millimeter,
 Toleranzen +/- 2mm

domovari

NAME
 Marco Jentzsch
 FARBE:

Kunde:	Kunden-Nr.:	
Bestell-Nr.:	Raum:	
Kommission:		
Vorgang:		Beleg-Nr.:
GEWICHT: 73.86 kg	letzte Änderung: 16.04.2021	Pos. 1