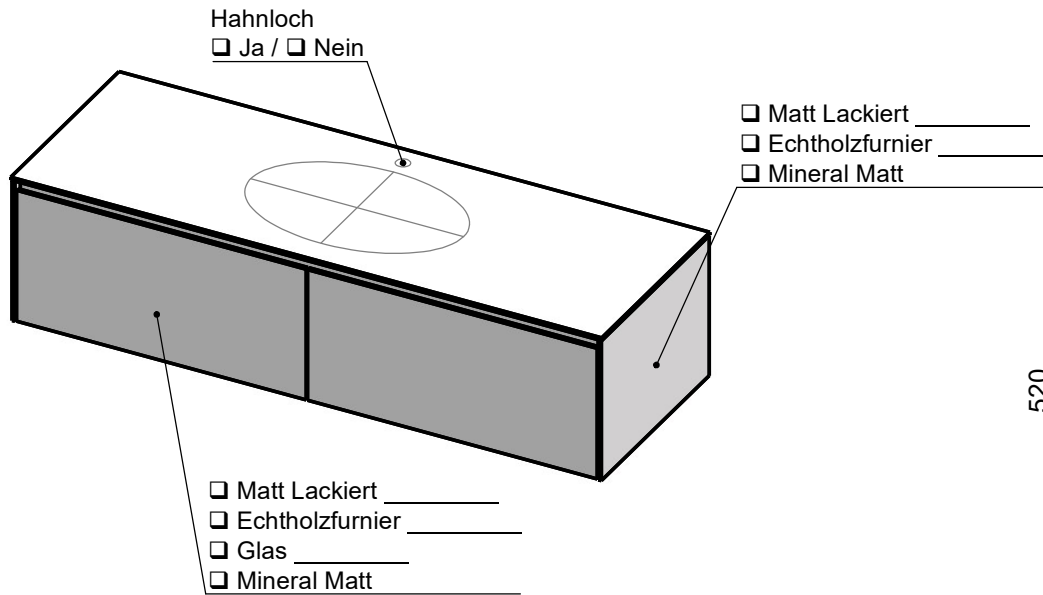
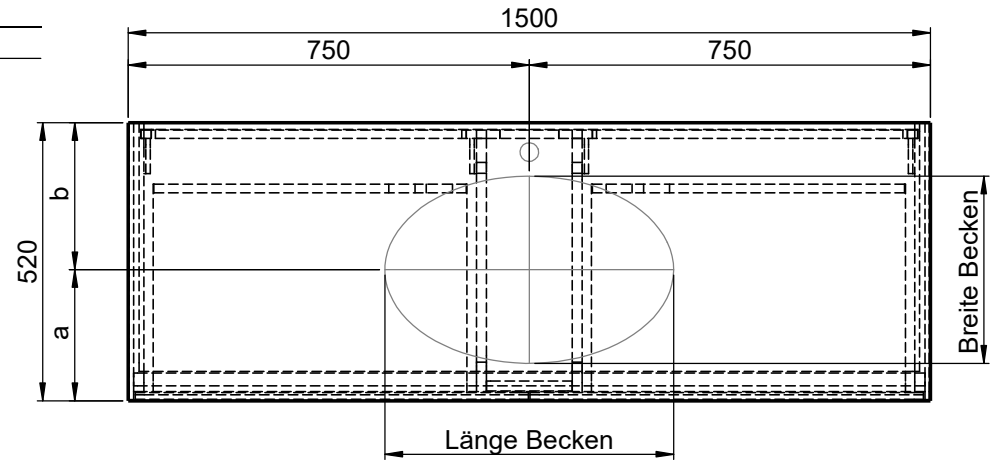
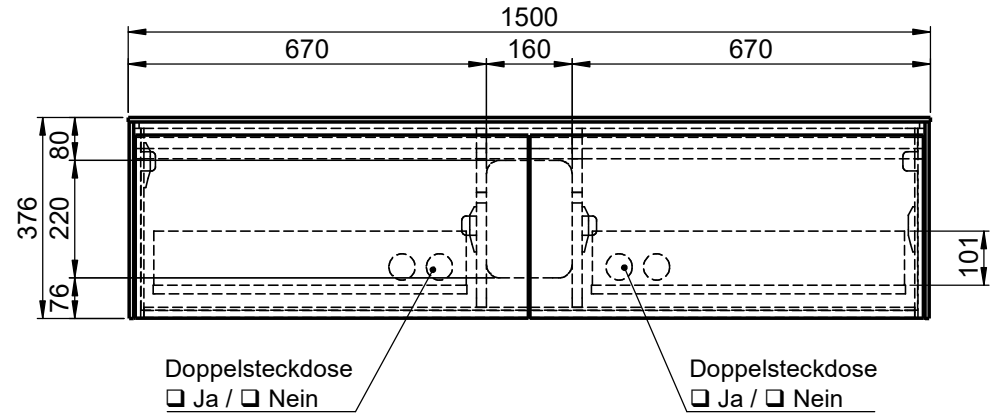
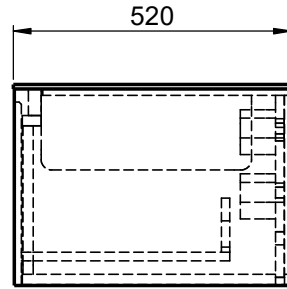
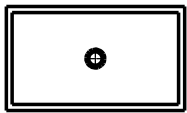


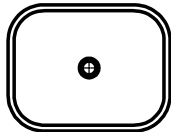
Waschplatz M2 / M2S-2-1553M



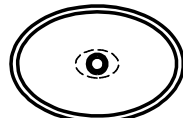
Becken zur Auswahl:



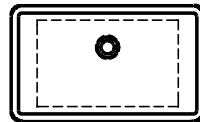
D80913
560x310x120mm
a=240mm / b=280mm



Curve II - Z795-4
500x300x120mm
a=235mm / b=285mm



Epona - D883
540x350x120mm
a=245mm / b=275mm



ERA-B1
600x340x100mm
a=245mm / b=275mm



FOV-DO
600x400x100mm
a=250mm / b=270mm

Wenn nicht anders definiert:
Bemassungen sind in Millimeter,
Toleranzen +/- 2mm

domovari

NAME: Marco Jentzsch
FARBE:

Kunde: _____ Kunden-Nr.: _____

Bestell-Nr.: _____ Raum: _____

Kommission: _____

Vorgang: _____

Beleg-Nr.: _____



Pos. 1

GEWICHT: 76.8 kg

letzte Änderung:

16.04.2021

BLATT 29 VON 60