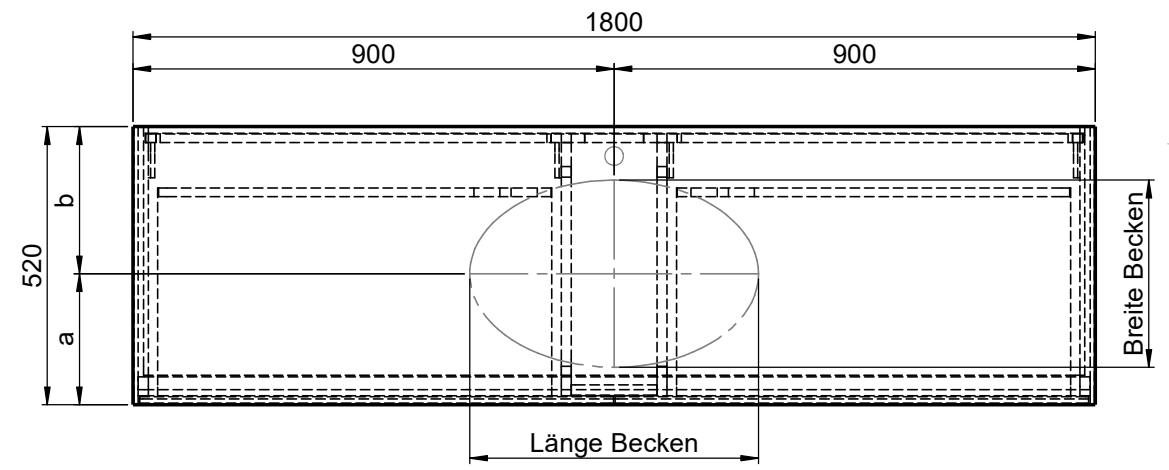
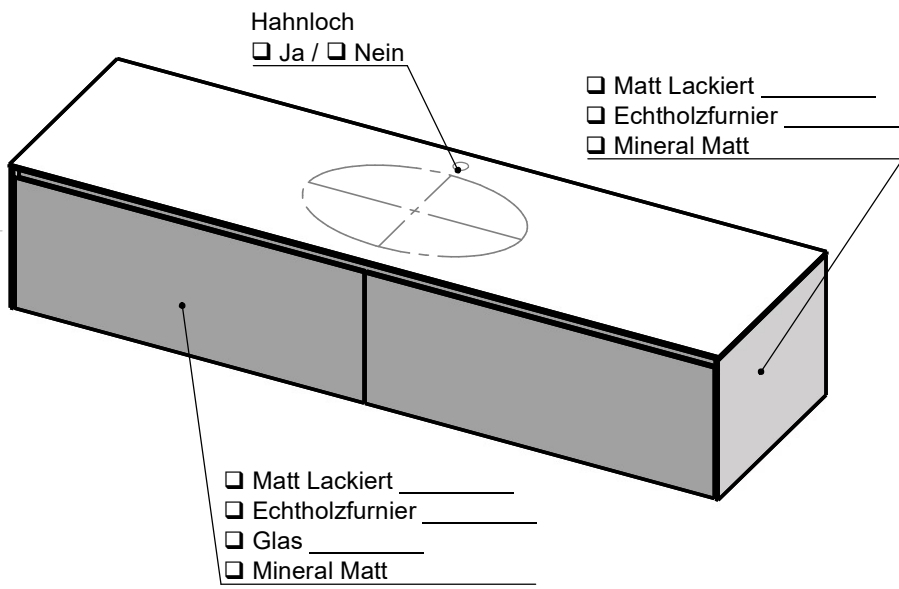
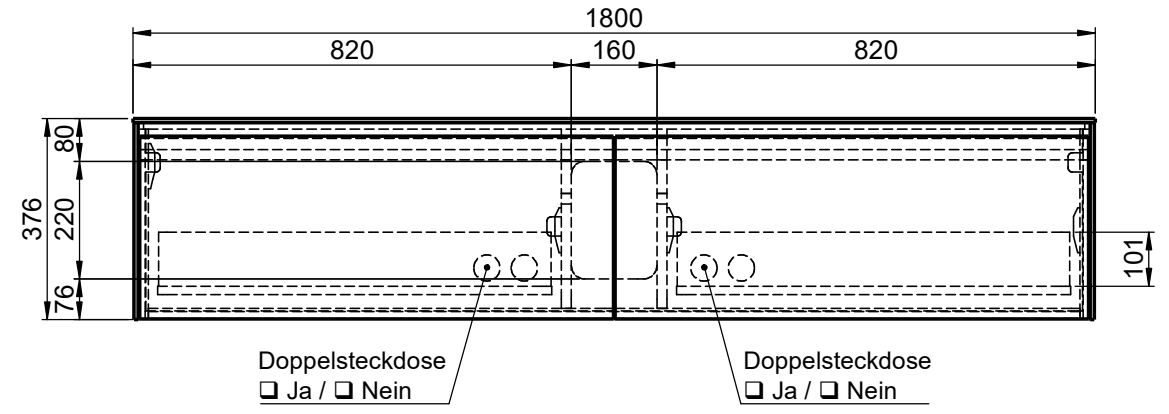
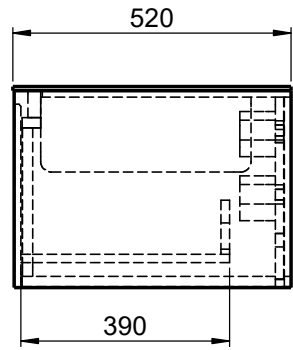


Waschplatz M2 / M2S-2-1853M



Becken zur Auswahl:

D80913
 560x310x120mm
 a=240mm / b=280mm

Curve II - Z795-4
 500x300x120mm
 a=235mm / b=285mm

Epona - D883
 540x350x120mm
 a=245mm / b=275mm

ERA-B1
 600x340x100mm
 a=245mm / b=275mm

FOV-DO
 600x400x100mm
 a=250mm / b=270mm

Wenn nicht anders definiert:
Bemessungen sind in Millimeter,
Toleranzen +/- 2mm

		Kunde:		Kunden-Nr.:
		Bestell-Nr.:		Raum:
NAME Marco Jentzsch		DATUM		
FARBE:		Kommission:		
Vorgang:		Beleg-Nr.:		Pos. 1
GEWICHT: 90.3 kg		letzte Änderung:		BLATT 33 VON 64
		16.04.2021		