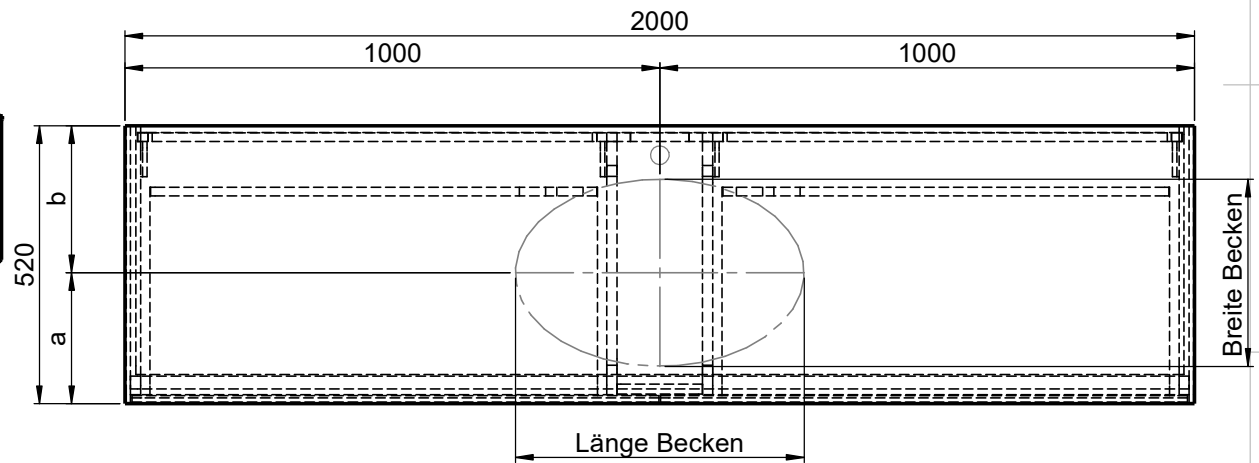
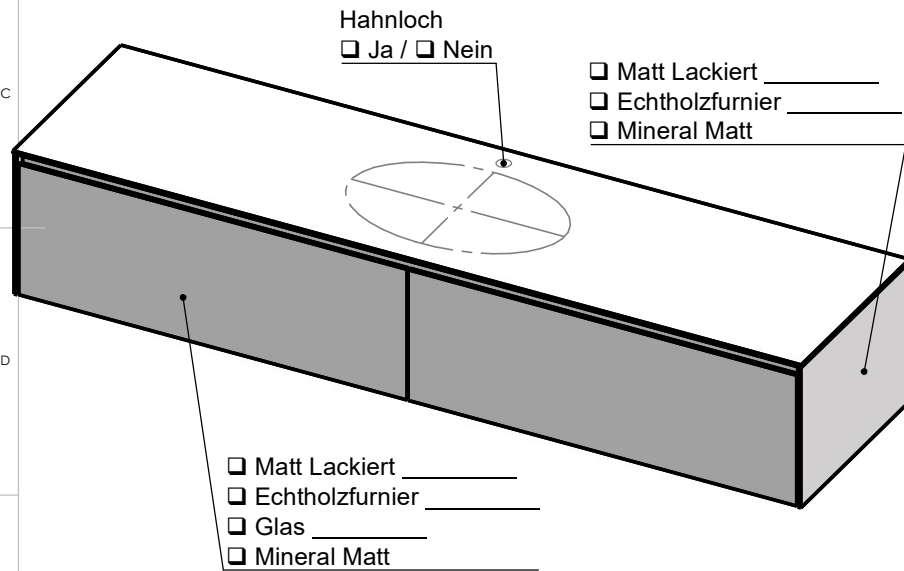
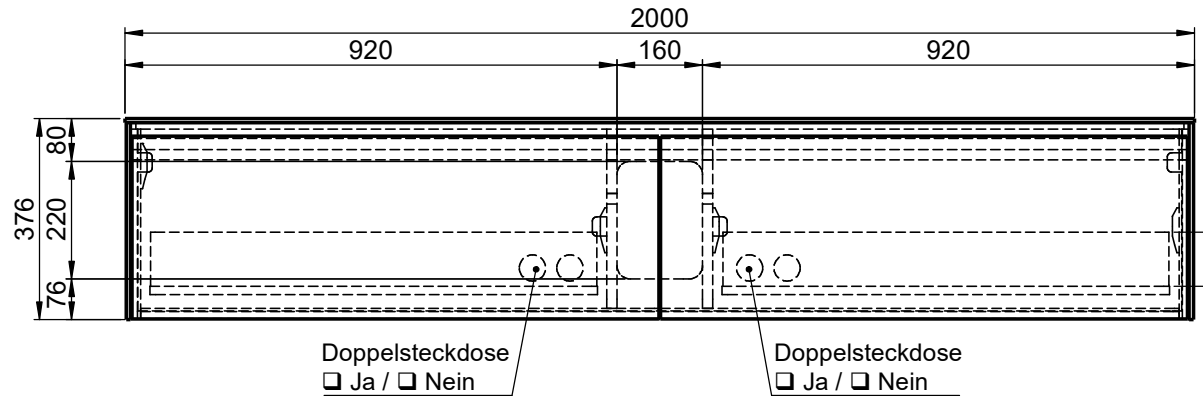
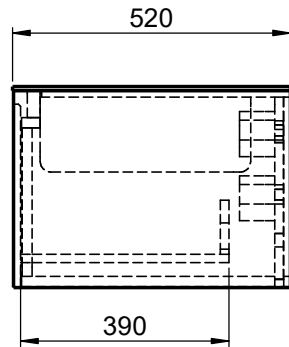
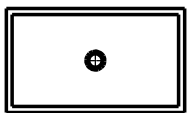


Waschplatz M2 / M2S-2-2053M



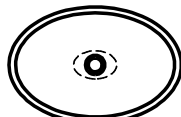
Becken zur Auswahl:



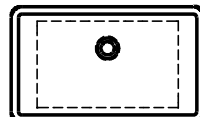
D80913
560x310x120mm
a=240mm / b=280mm



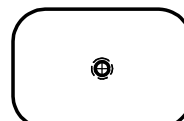
Curve II - Z795-4
500x300x120mm
a=235mm / b=285mm



Epona - D883
540x350x120mm
a=245mm / b=275mm



ERA-B1
600x340x100mm
a=245mm / b=275mm



FOV-DO
600x400x100mm
a=250mm / b=270mm

Wenn nicht anders definiert:
Bemessungen sind in Millimeter,
Toleranzen +/- 2mm

domovari

NAME: Marco Jentzsch
FARBE:

Kunde:	Kunden-Nr.:
Bestell-Nr.:	Raum:
Kommission:	
Vorgang:	

GEWICHT: 99.3 kg

letzte Änderung:

16.04.2021

Pos. 1

BLATT 35 VON 66