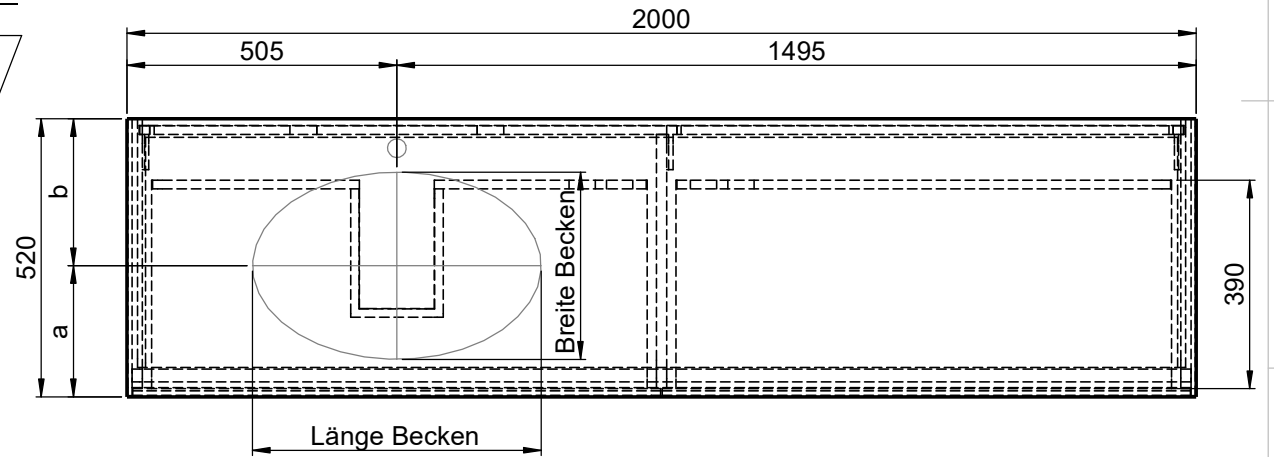
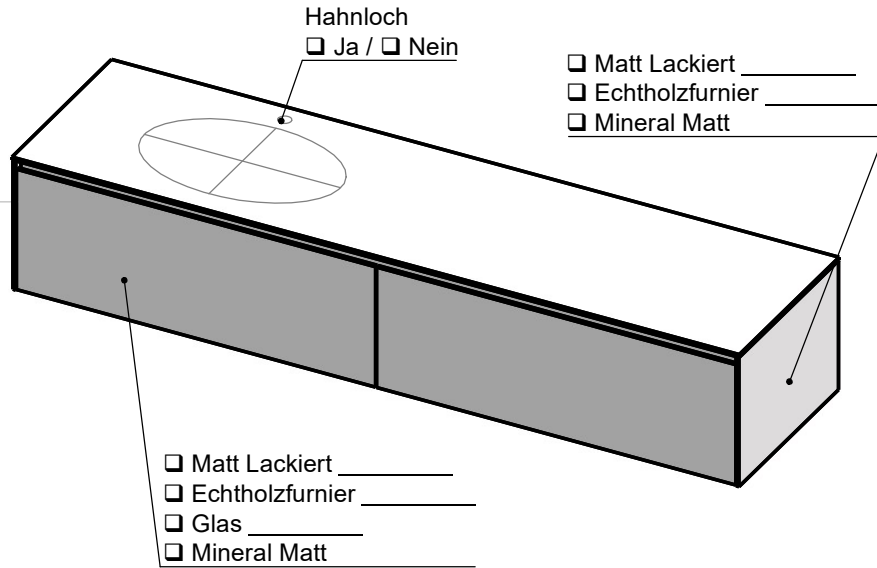
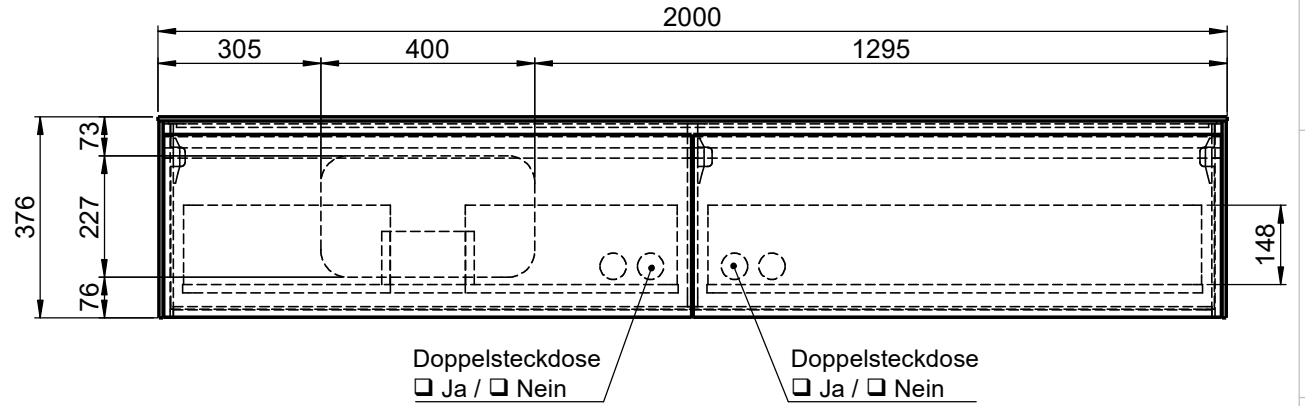
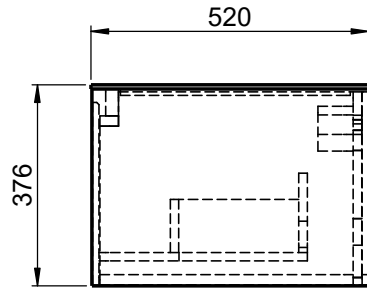
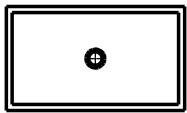



Waschplatz M2 / M2S-2-2053SX



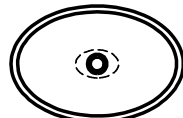
Becken zur Auswahl:



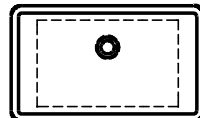
D80913
560x310x120mm
a=240mm / b=280mm



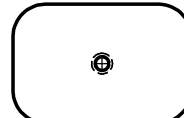
Curve II - Z795-4
500x300x120mm
a=235mm / b=285mm



Epona - D883
540x350x120mm
a=245mm / b=275mm



ERA-B1
600x340x100mm
a=245mm / b=275mm



FOV-DO
600x400x100mm
a=250mm / b=270mm

Wenn nicht anders definiert:
Bemessungen sind in Millimeter,
Toleranzen +/- 2mm

domovari

NAME
Marco Jentzsch
FARBE:

Kunde: _____ Kunden-Nr.: _____

Bestell-Nr.: _____ Raum: _____

Kommission: _____

Vorgang: _____ Beleg-Nr.: _____



Pos. 1

GEWICHT: 95.95 kg

letzte Änderung:

01.04.2021

BLATT 21 VON 54