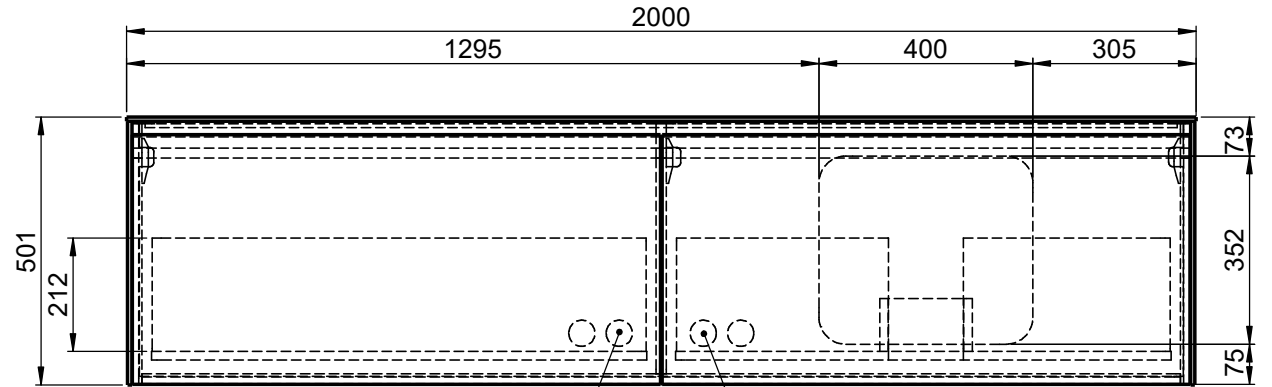
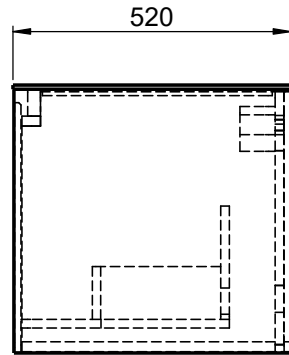
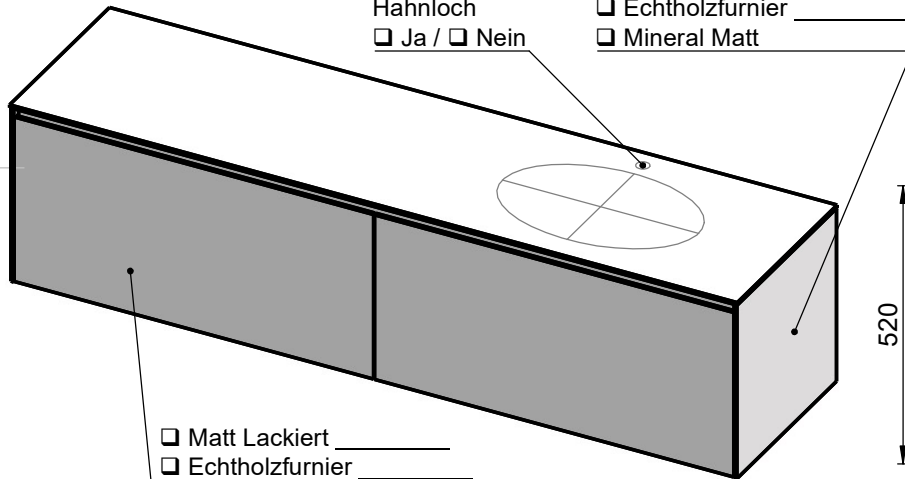


# Waschplatz M2 / M2S-2-2055DX



Doppelsteckdose  
 Ja /  Nein

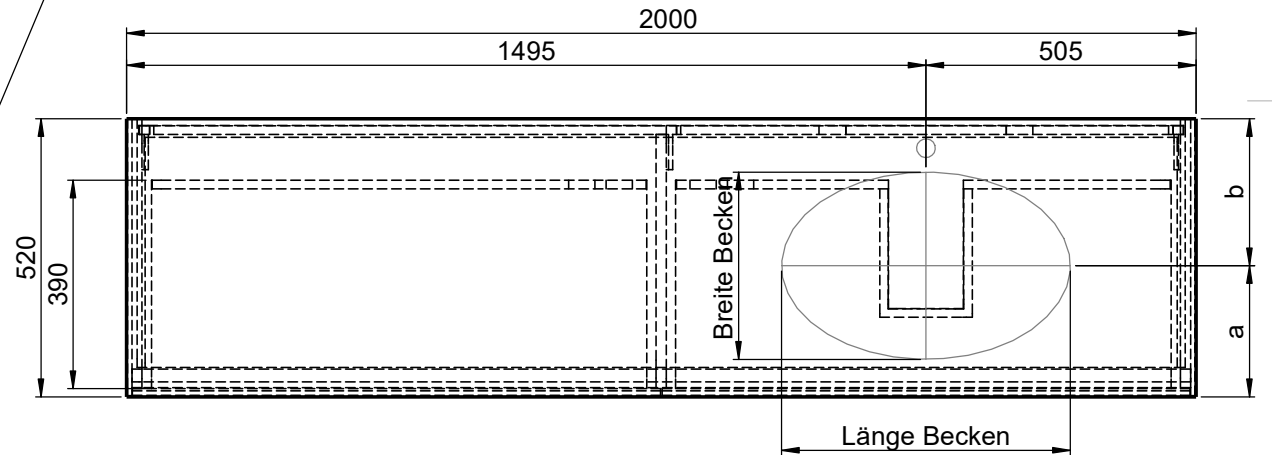
Doppelsteckdose  
 Ja /  Nein



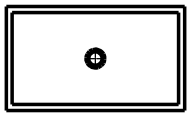
Hahnloch  
 Ja /  Nein

Matt Lackiert  
 Echtholz furnier  
 Mineral Matt

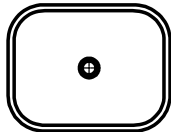
Matt Lackiert  
 Echtholz furnier  
 Glas  
 Mineral Matt



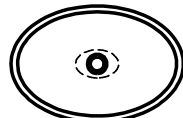
## Becken zur Auswahl:



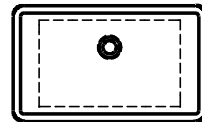
D80913  
 560x310x120mm  
 a=240mm / b=280mm



Curve II - Z795-4  
 500x300x120mm  
 a=235mm / b=285mm



Epona - D883  
 540x350x120mm  
 a=245mm / b=275mm



ERA-B1  
 600x340x100mm  
 a=245mm / b=275mm



FOV-DO  
 600x400x100mm  
 a=250mm / b=270mm

Wenn nicht anders definiert:  
 Bemessungen sind in Millimeter,  
 Toleranzen +/- 2mm

**domovari**

NAME  
 Marco Jentzsch  
 FARBE:

Kunde: \_\_\_\_\_ Kunden-Nr.: \_\_\_\_\_

Bestell-Nr.: \_\_\_\_\_ Raum: \_\_\_\_\_

Kommission: \_\_\_\_\_

Vorgang: \_\_\_\_\_ Beleg-Nr.: \_\_\_\_\_



Pos. 1

GEWICHT: 107.54 kg

letzte Änderung:

16.04.2021

BLATT 26 VON 58