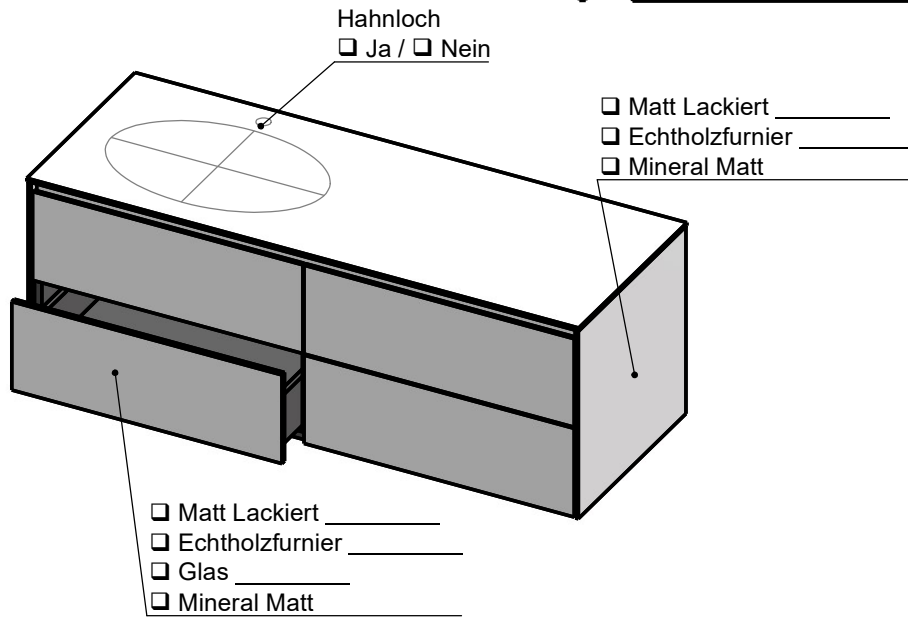
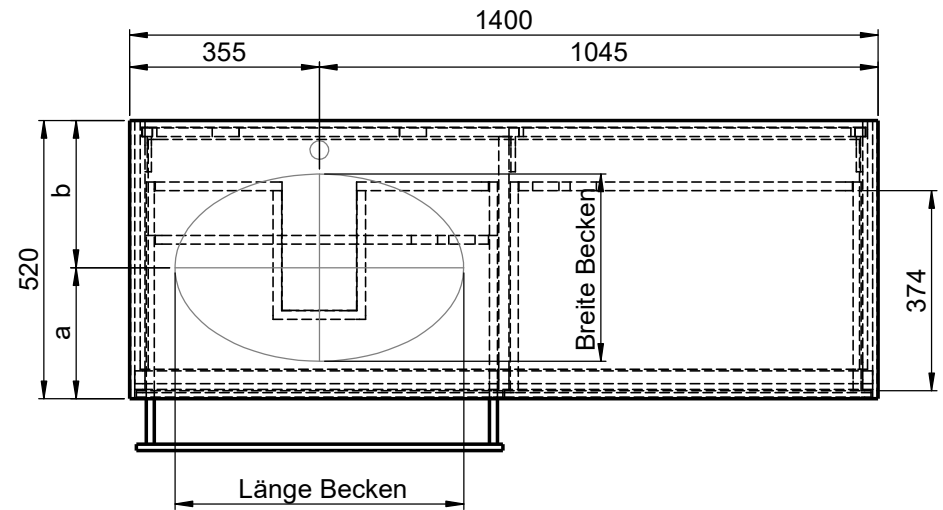
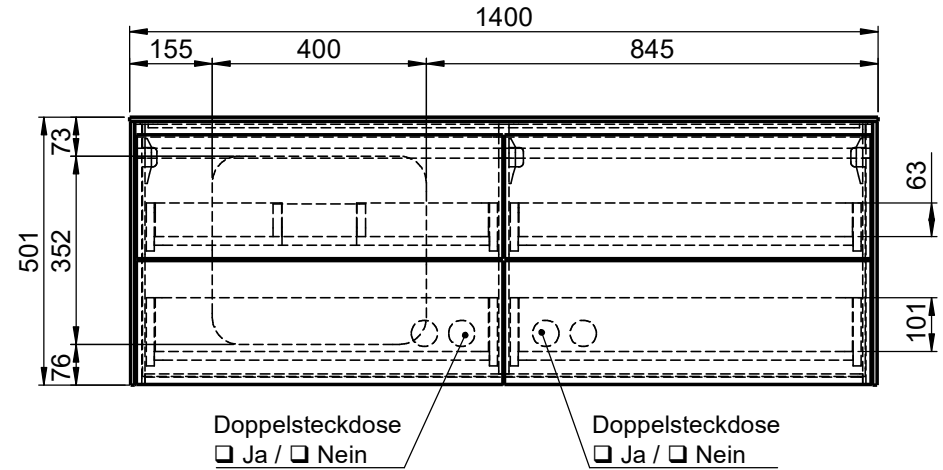
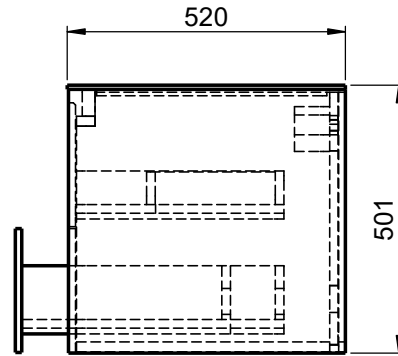
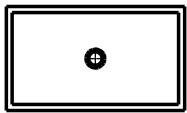


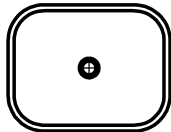
Waschplatz M2 / M2S-4-1455SX



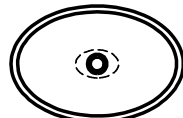
Becken zur Auswahl:



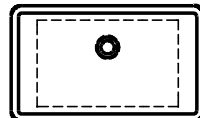
D80913
560x310x120mm
a=240mm / b=280mm



Curve II - Z795-4
500x300x120mm
a=235mm / b=285mm



Epona - D883
540x350x120mm
a=245mm / b=275mm



ERA-B1
600x340x100mm
a=245mm / b=275mm



FOV-DO
600x400x100mm
a=250mm / b=270mm

Wenn nicht anders definiert:
Bemessungen sind in Millimeter,
Toleranzen +/- 2mm

domovari

NAME: Marco Jentzsch
FARBE:

| | |
|--------------|-------------|
| Kunde: | Kunden-Nr.: |
| Bestell-Nr.: | Raum: |
| Kommission: | |
| Vorgang: | Beleg-Nr.: |



Pos. 1

GEWICHT: 89.93 kg

letzte Änderung:

25.06.2021

BLATT 40 VON 70