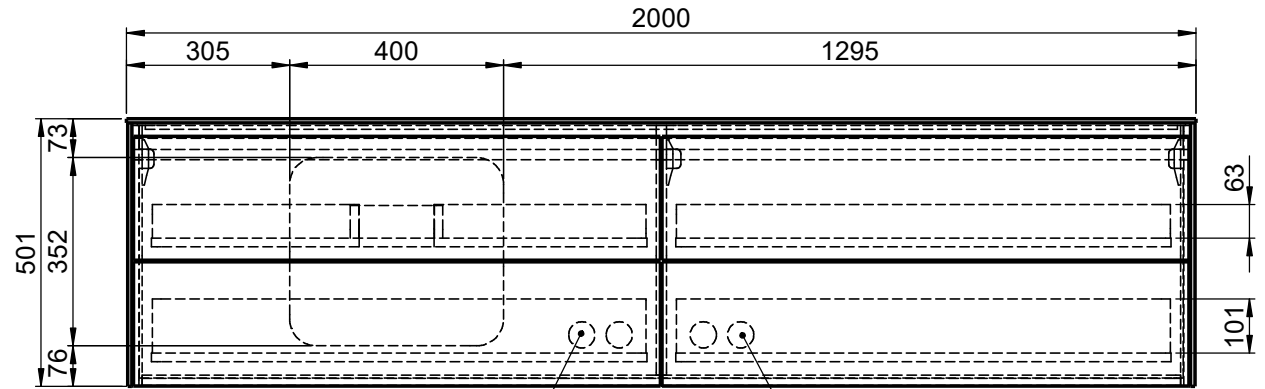
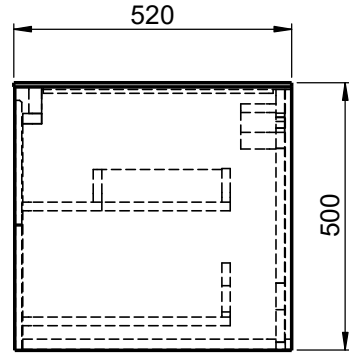


Waschplatz M2 / M2S-4-2055SX

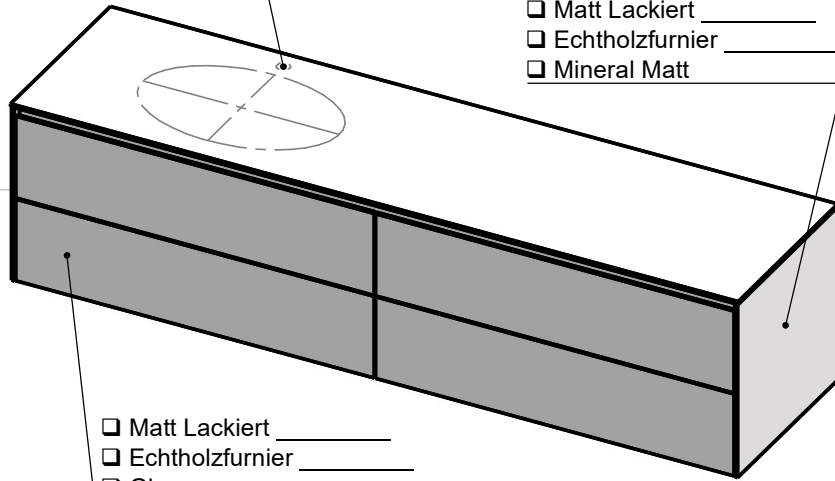


Hahnloch
 Ja / Nein

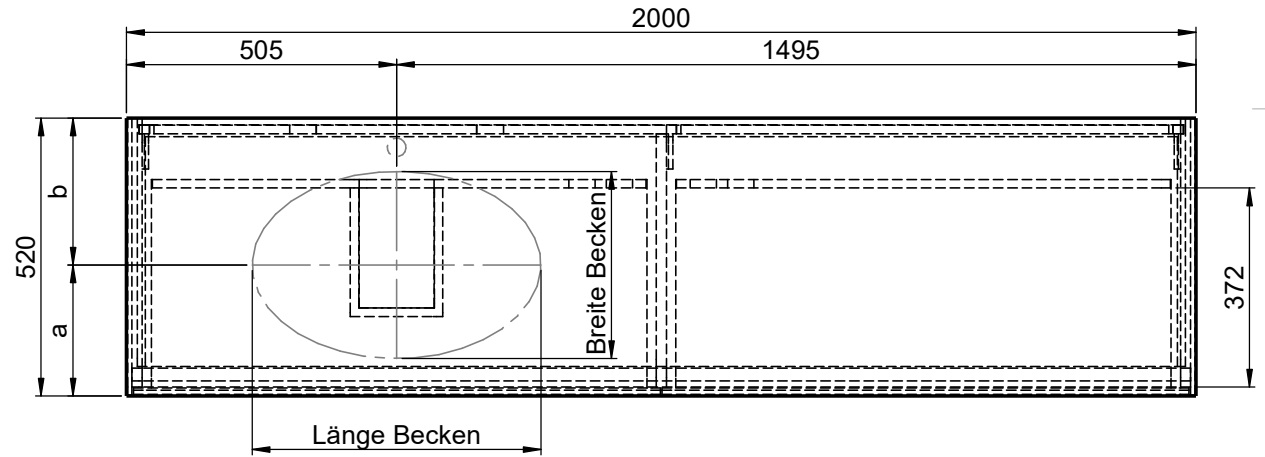
Doppelsteckdose
 Ja / Nein

Doppelsteckdose
 Ja / Nein

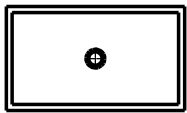
- Matt Lackiert
- Echtholz furnier
- Mineral Matt



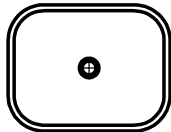
- Matt Lackiert
- Echtholz furnier
- Glas
- Mineral Matt



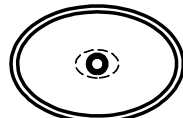
Becken zur Auswahl:



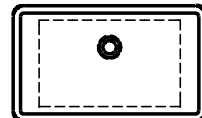
D80913
 560x310x120mm
 a=240mm / b=280mm



Curve II - Z795-4
 500x300x120mm
 a=235mm / b=285mm



Epona - D883
 540x350x120mm
 a=245mm / b=275mm



ERA-B1
 600x340x100mm
 a=245mm / b=275mm



FOV-DO
 600x400x100mm
 a=250mm / b=270mm

Wenn nicht anders definiert:
 Bemassungen sind in Millimeter,
 Toleranzen +/- 2mm

domovari

NAME
 Marco Jentzsch
 FARBE:

Kunde: _____ Kunden-Nr.: _____

Bestell-Nr.: _____ Raum: _____

Kommission: _____

Vorgang: _____

Beleg-Nr.: _____



Pos. 1

GEWICHT: 116.61 kg

letzte Änderung:

25.06.2021

BLATT 47 VON 70