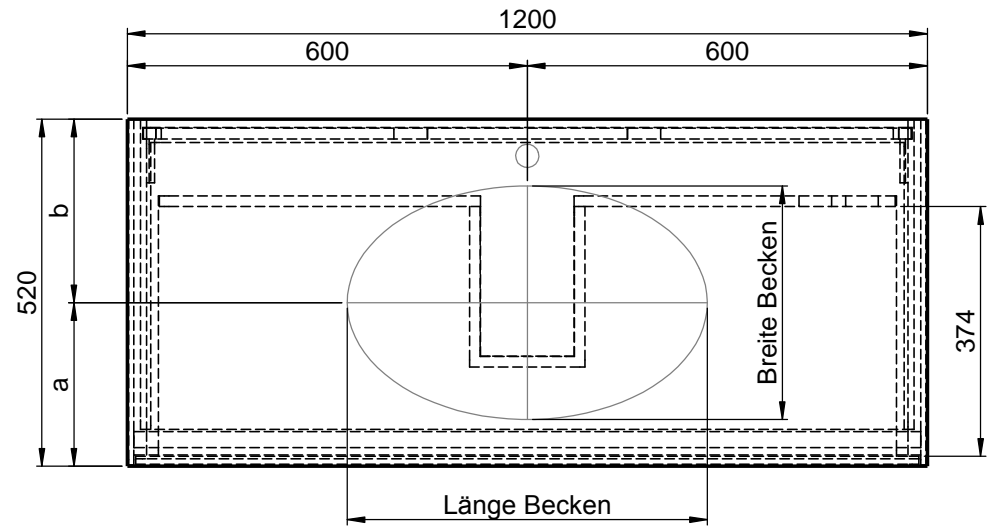
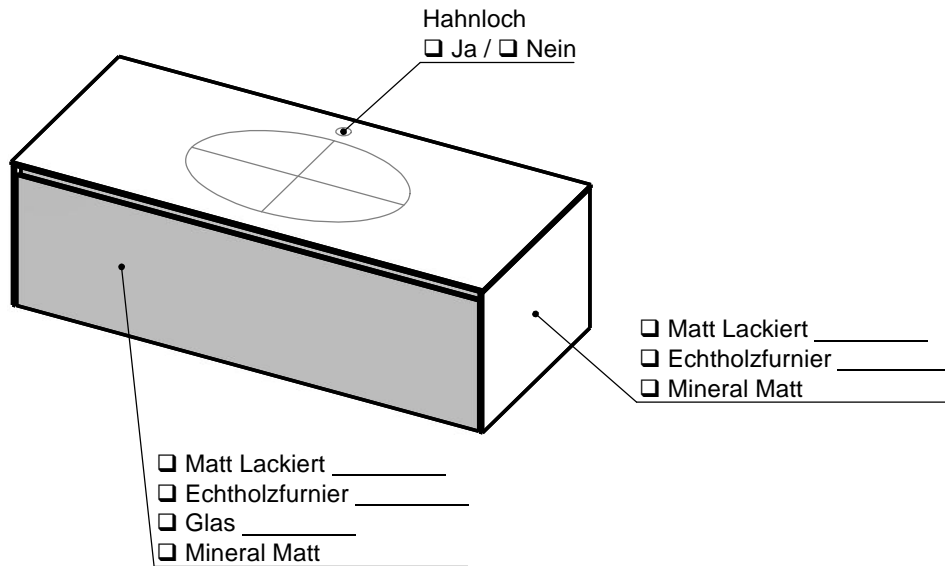
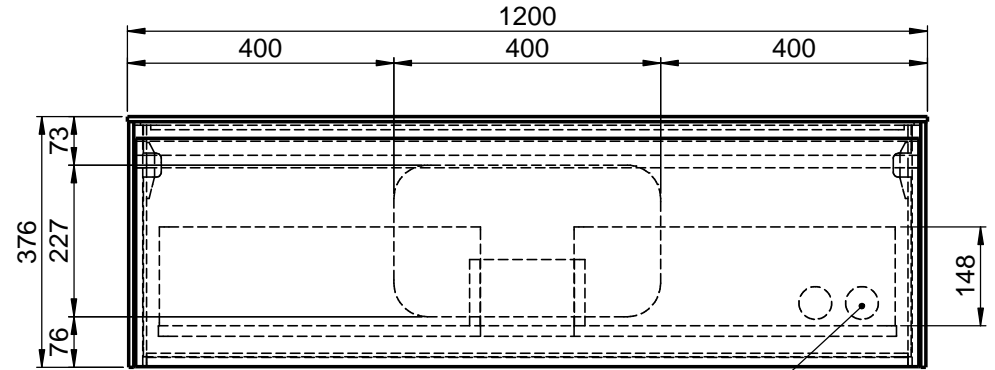
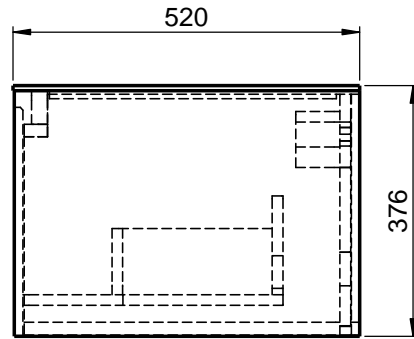
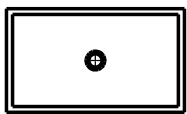


# Waschplatz M2 / M2S-1-1253



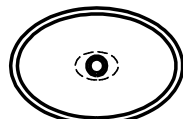
## Becken zur Auswahl:



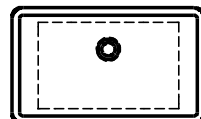
D80913  
560x310x120mm  
a=240mm / b=280mm



Curve II - Z795-4  
500x300x120mm  
a=235mm / b=285mm



Epona - D883  
540x350x120mm  
a=245mm / b=275mm



ERA-B1  
600x340x100mm  
a=245mm / b=275mm



FOV-DO  
600x400x100mm  
a=250mm / b=270mm

Wenn nicht anders definiert:  
Bemassungen sind in Millimeter,  
Toleranzen +/- 2mm

**domovari**

NAME  
René Frank  
FARBE:

Kunde:	Kunden-Nr.:	
Bestell-Nr.:	Raum:	
Kommission:		
Vorgang:		Beleg-Nr.:
GEWICHT: 58.56 kg	letzte Änderung: 24.04.2019	Pos. 1