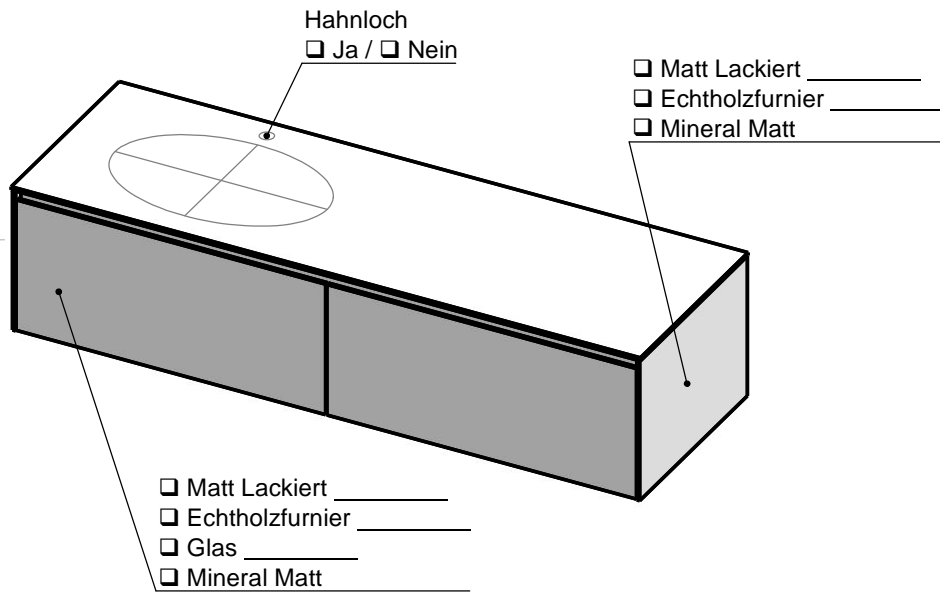
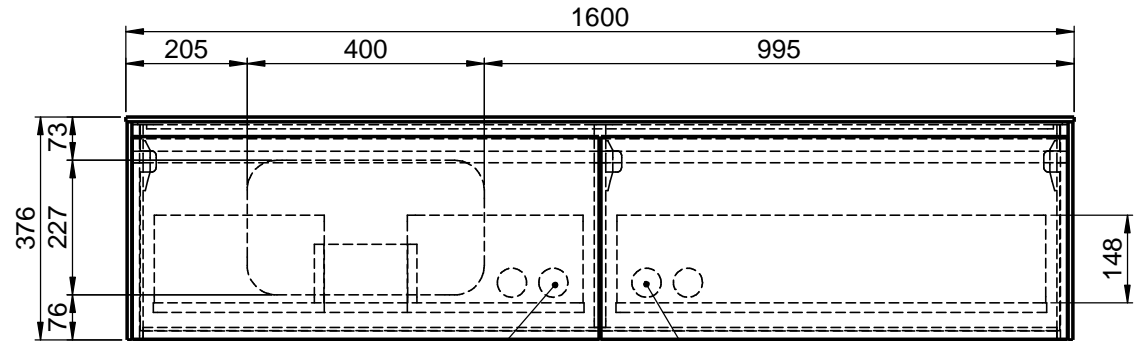
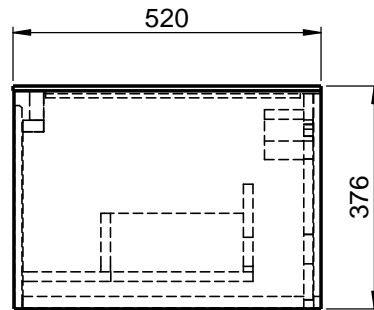
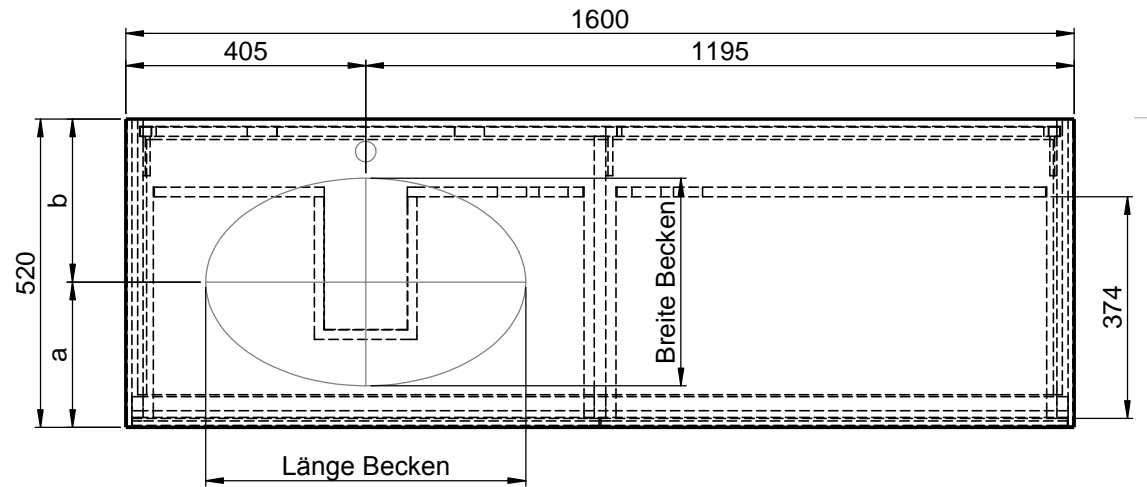


# Waschplatz M2 / M2S-2-1653SX



Doppelsteckdose  
 Ja /  Nein

Doppelsteckdose  
 Ja /  Nein



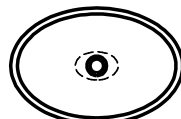
## Becken zur Auswahl:



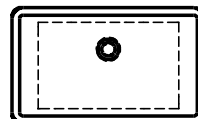
D80913  
 560x310x120mm  
 a=240mm / b=280mm



Curve II - Z795-4  
 500x300x120mm  
 a=235mm / b=285mm



Epona - D883  
 540x350x120mm  
 a=245mm / b=275mm



ERA-B1  
 600x340x100mm  
 a=245mm / b=275mm



FOV-DO  
 600x400x100mm  
 a=250mm / b=270mm

Wenn nicht anders definiert:  
 Bemassungen sind in Millimeter,  
 Toleranzen +/- 2mm

**domovari**

NAME: René Frank  
 FARBE:

Kunde:	Kunden-Nr.:
Bestell-Nr.:	Raum:
Kommission:	
Vorgang:	
GEWICHT: 78.41 kg	Pos. 1
letzte Änderung:	BLATT 9 VON 33

24.04.2019

24.04.2019

24.04.2019

24.04.2019