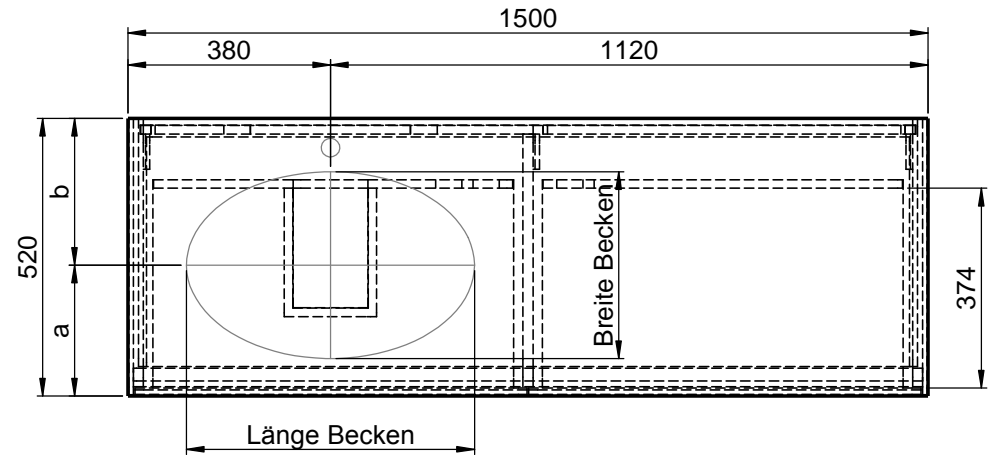
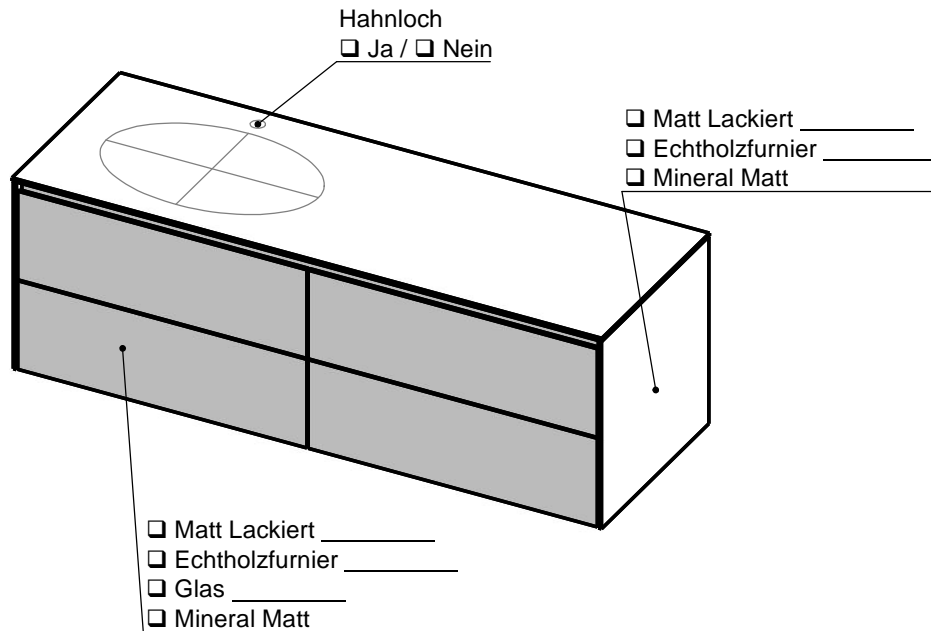
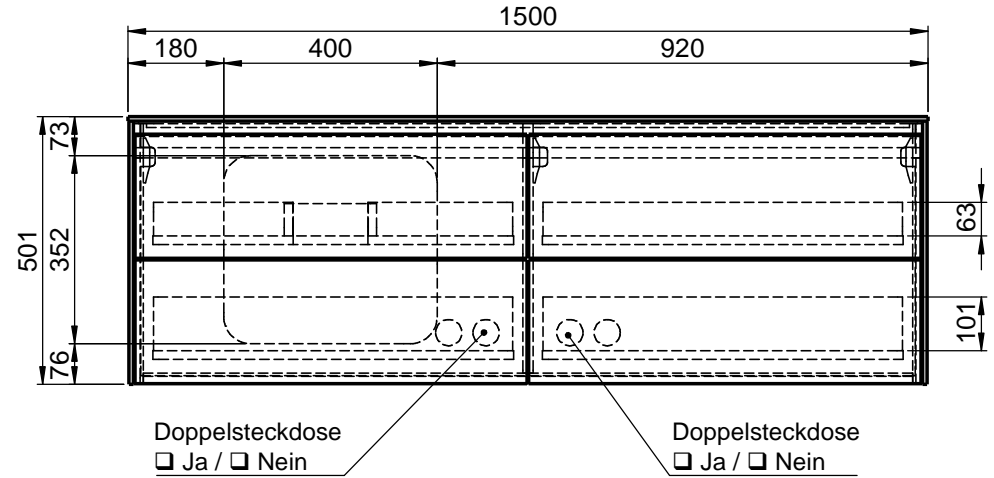
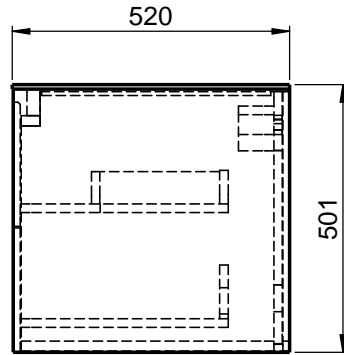
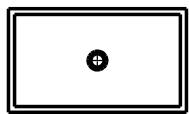


Waschplatz M2 / M2S-4-1555SX



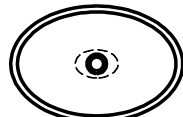
Becken zur Auswahl:



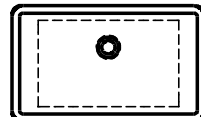
D80913
 560x310x120mm
 a=240mm / b=280mm



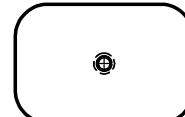
Curve II - Z795-4
 500x300x120mm
 a=235mm / b=285mm



Epona - D883
 540x350x120mm
 a=245mm / b=275mm



ERA-B1
 600x340x100mm
 a=245mm / b=275mm



FOV-DO
 600x400x100mm
 a=250mm / b=270mm

Wenn nicht anders definiert:
 Bemessungen sind in Millimeter,
 Toleranzen +/- 2mm

domovari

NAME
 René Frank
 FARBE:

Kunde:	Kunden-Nr.:
Bestell-Nr.:	Raum:
Kommission:	
Vorgang:	

GEWICHT: 90.03 kg

letzte Änderung:

24.04.2019

Pos. 1

BLATT 19 VON 33