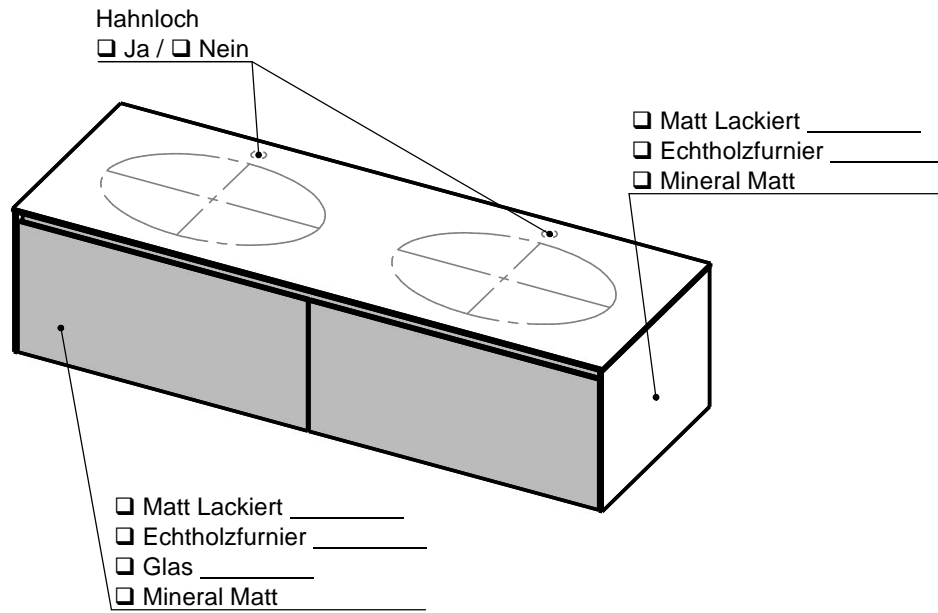
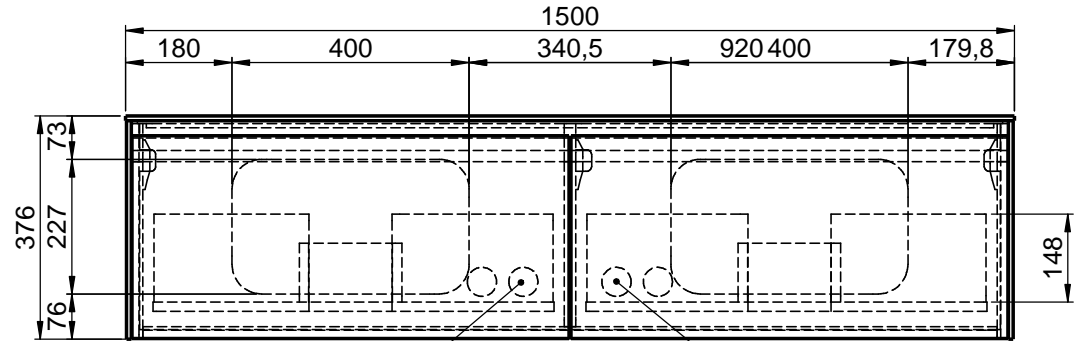
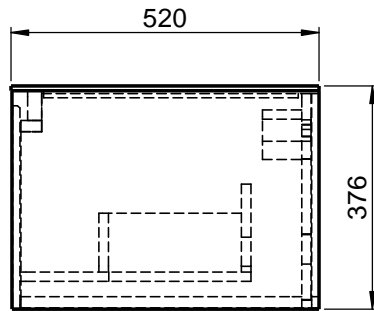
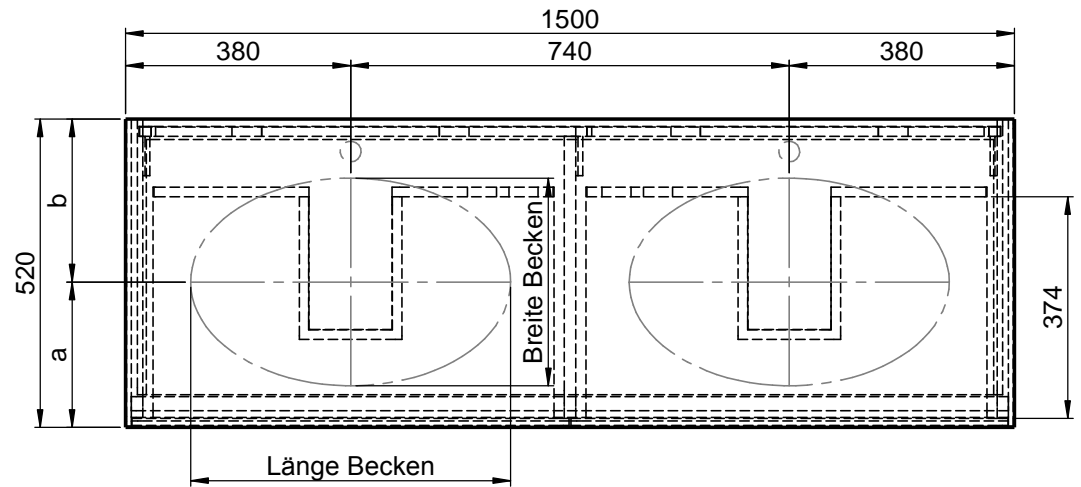


# Waschplatz M2 / M2S-5-1553



Doppelsteckdose  
 Ja /  Nein

Doppelsteckdose  
 Ja /  Nein



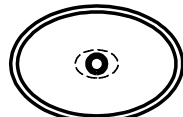
## Becken zur Auswahl:



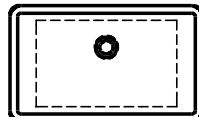
D80913  
 560x310x120mm  
 a=240mm / b=280mm



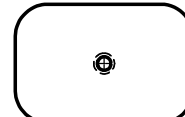
Curve II - Z795-4  
 500x300x120mm  
 a=235mm / b=285mm



Epona - D883  
 540x350x120mm  
 a=245mm / b=275mm



ERA-B1  
 600x340x100mm  
 a=245mm / b=275mm



FOV-DO  
 600x400x100mm  
 a=250mm / b=270mm

Wenn nicht anders definiert:  
 Bemessungen sind in Millimeter,  
 Toleranzen +/- 2mm

**domovari**

NAME  
 René Frank

FARBE:

Kunde:	Kunden-Nr.:	
Bestell-Nr.:	Raum:	
Kommission:		
Vorgang:	Beleg-Nr.:	Pos. 1
GEWICHT: 72.85 kg	letzte Änderung:	BLATT 25 VON 33