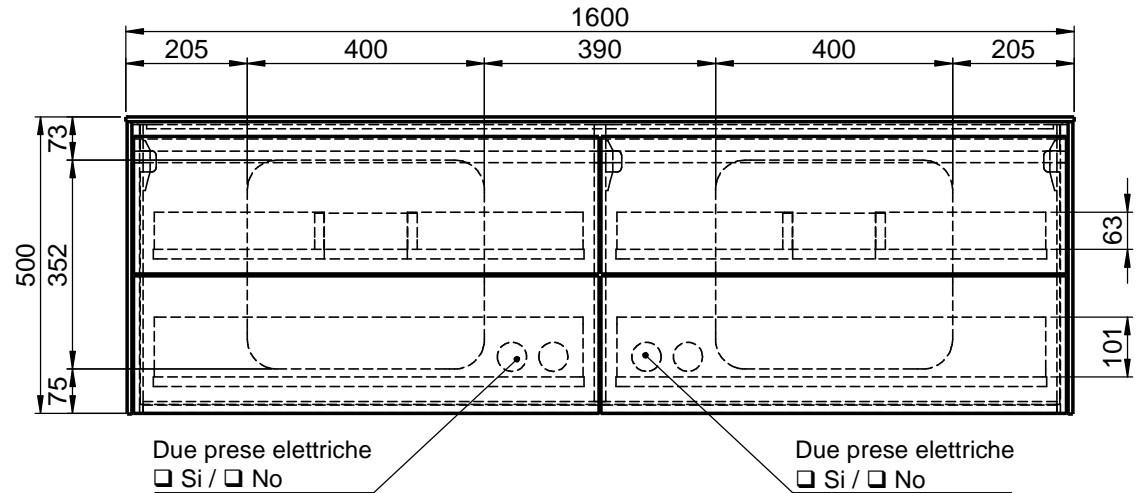
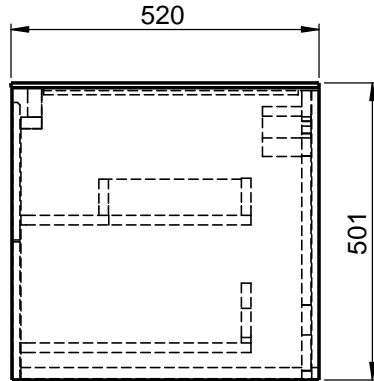
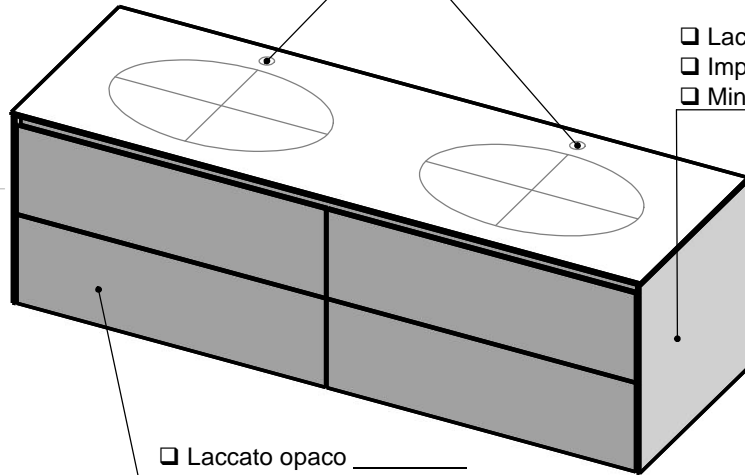


Top integrati con portalavabo M2 / M2S-6-1655

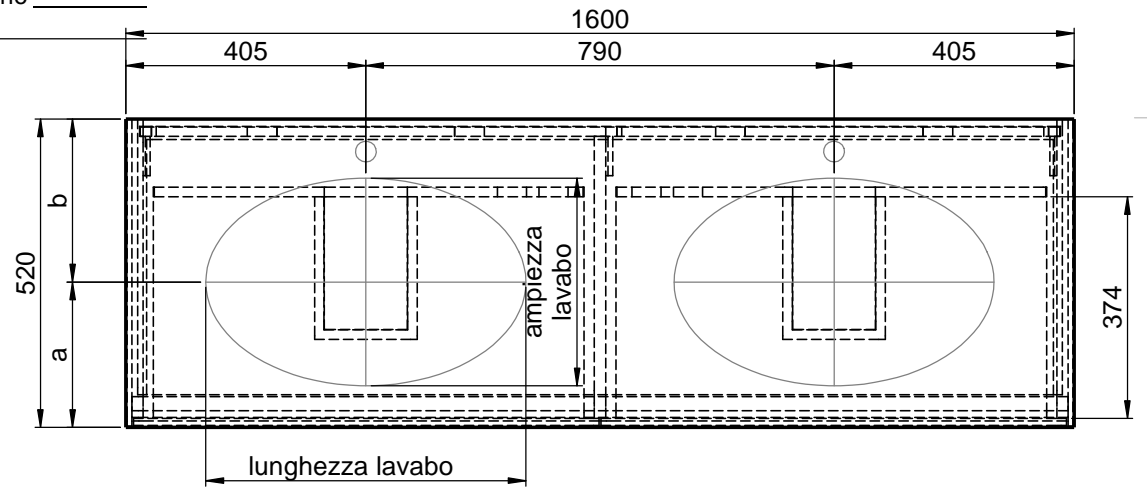


Foratura per la rubinetteria
 Si / No

- Laccato opaco _____
- Impiallacciato vero legno _____
- Mineral Matt _____



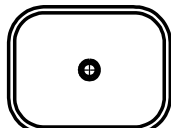
- Laccato opaco _____
- Impiallacciato vero legno _____
- Vetro _____
- Mineral Matt _____



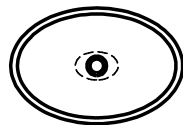
Selezione di lavabi



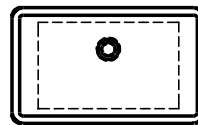
D80913
 560x310x120mm
 a=240mm / b=280mm



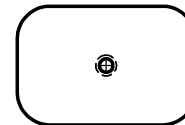
Curve II - Z795-4
 500x300x120mm
 a=235mm / b=285mm



Epona - D883
 540x350x120mm
 a=245mm / b=275mm



ERA-B1
 600x340x100mm
 a=245mm / b=275mm



FOV-DO
 600x400x100mm
 a=250mm / b=270mm

Se non diversamente definito:
 Le dimensioni sono in millimetri,
 le tolleranze sono +/- 2mm

domovari

NOME DATA
 René Frank
 COLORE:

Cliente: _____ Codice cliente: _____

Numero d'ordine: _____ Stanza: _____

Commissione: _____

Ns. riferimento: _____

Ns. documento: _____



Pos. 1

PESO: 93.27 kg

ultima modificazione: _____

19.08.2020

Pag. 32 di 35