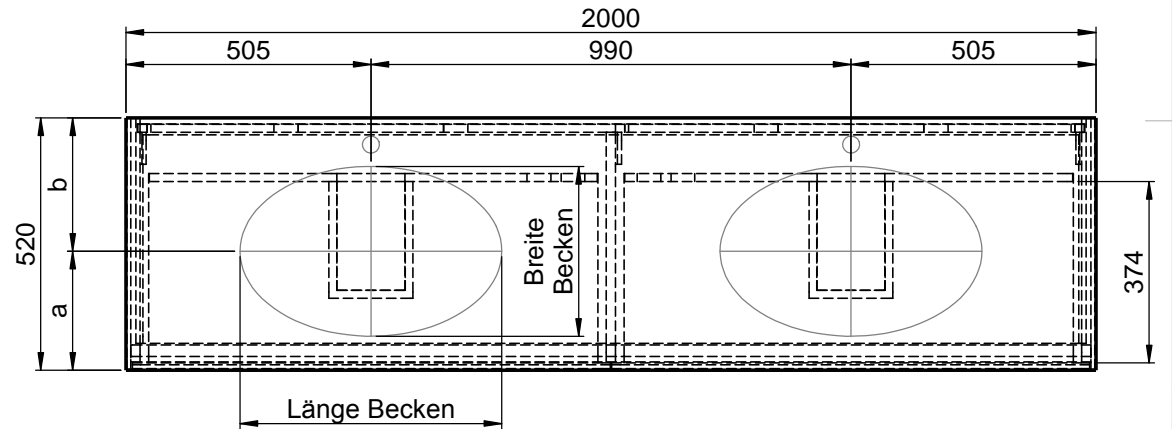
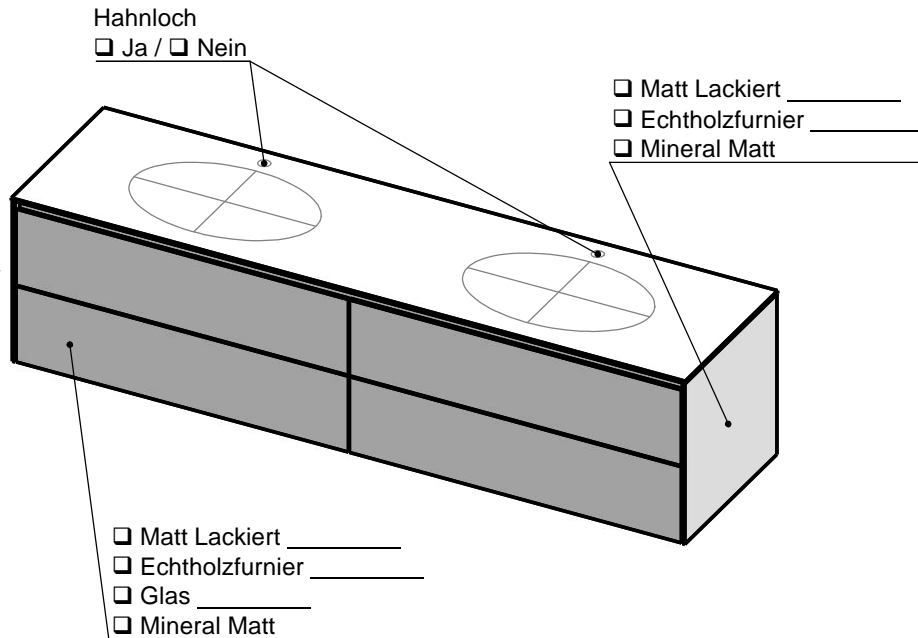
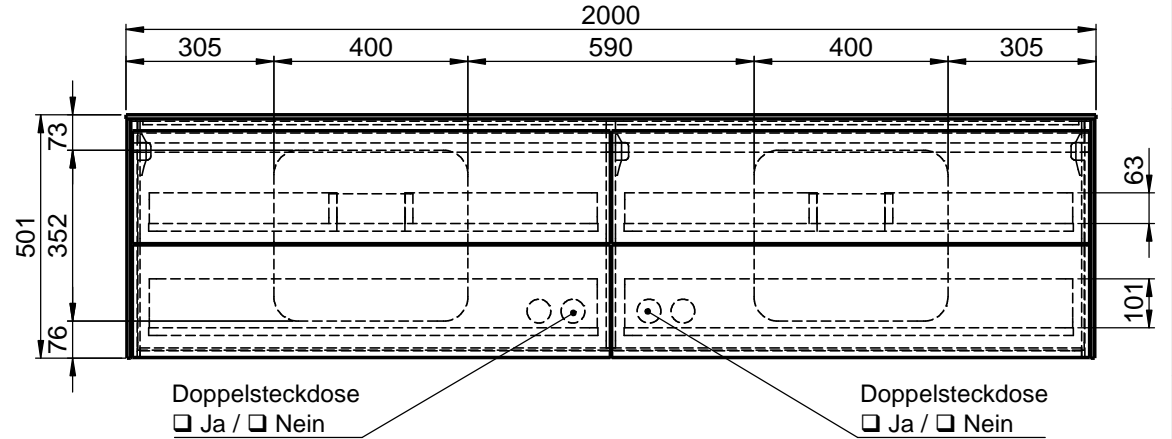
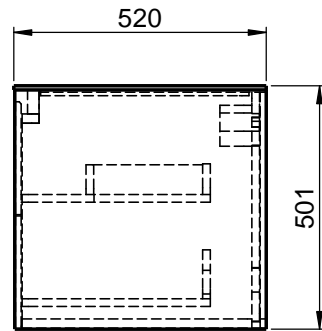


Waschplatz M2 / M2S-6-2055



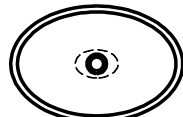
Becken zur Auswahl:



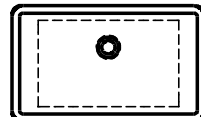
D80913
560x310x120mm
a=240mm / b=280mm



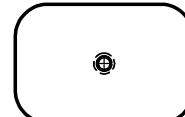
Curve II - Z795-4
500x300x120mm
a=235mm / b=285mm



Epona - D883
540x350x120mm
a=245mm / b=275mm



ERA-B1
600x340x100mm
a=245mm / b=275mm



FOV-DO
600x400x100mm
a=250mm / b=270mm

Wenn nicht anders definiert:
Bemessungen sind in Millimeter,
Toleranzen +/- 2mm

domovari

NAME: René Frank
FARBE:

Kunde:	Kunden-Nr.:	
Bestell-Nr.:	Raum:	
Kommission:		
Vorgang:		Beleg-Nr.:
GEWICHT: 114,54 kg	letzte Änderung: 24.04.2019	Pos. 1