

WASCHPLATZ "KONZEPT SLIM"

ARTIKEL-NR.

WP-KS-500A

MASSE

500 x 350 x 500MM

GEWICHT

26 KG

HAHNLOCHBOHRUNG

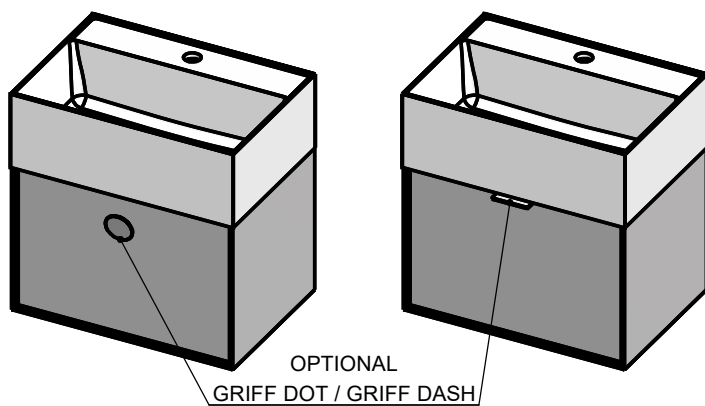
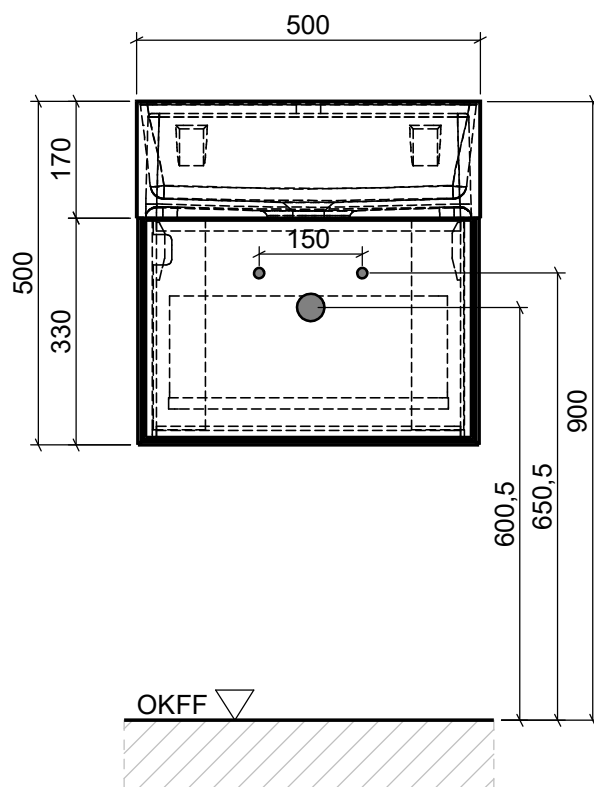
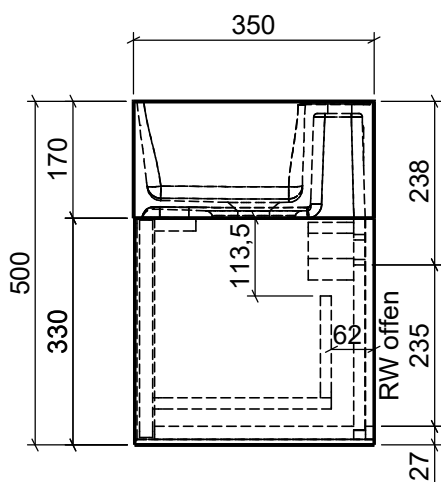

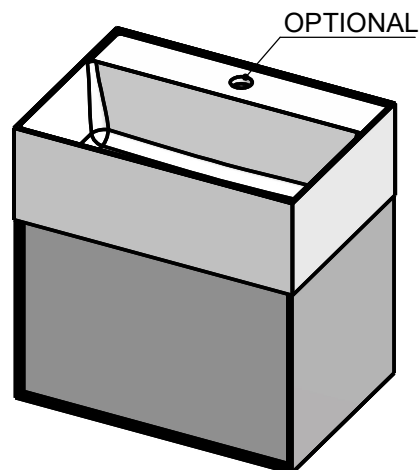
MIT ODER OHNE

SCHUBKASTEN

PUSH-OPEN

OPTIONAL GRIFF DOTT / GRIFF DASH

domovari



PFLERGEHINWEISE UND
MONTAGEANLEITUNGEN
FINDEN SIE AUF UNSERER
HOMEPAGE
WWW.DOMOVARI.DE
+49 (0)2151/155090
X@DOMOVARI.DE

